



Y-Axis Preventative Maintenance



1. Use the software to move the Y table on the machine towards the back of the machine

2. Degrease the Screw using a degreaser or isopropyl alcohol.

3. Repeat step 2 for the rails



4. Using Super Lube (pictured to the right), insert grease into the blocks and the nut using the grease zerk. Also add a thin layer to the length of the screw and rails.



5. Using the software, run the Y table back in forth the length of the screw to work in the grease